



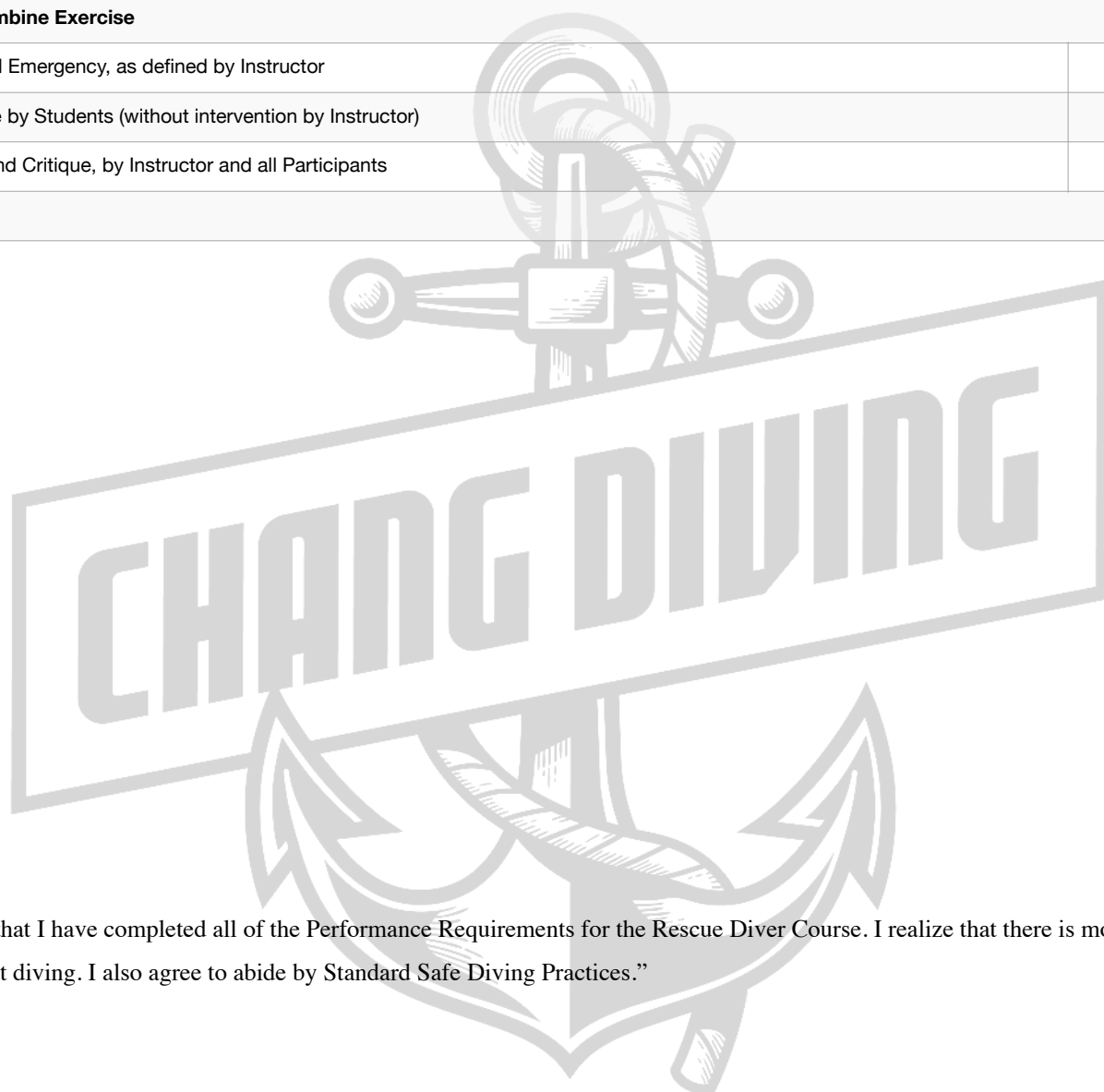


Instructor Slate: Rescue Diver at Koh Chang

OUT-of-Air Emergency	✓	✗
1. Buddy Dependet Options		
Alternative Air Source / Octopus Regulator		
Buddy Seperation (optional)		
2. Buddy-Independent Options		
Redundant Air Supplies / Pony Bottle, Spare AIR		
Direct Emergency Ascent		
Cramp Release		
1. Self		
2. Buddy-Independent Options		
Tired Diver Tow		
1. Tank Valve Tow		
2. Other Methods (optional)		
Distressed Diver at the Surface		
1. Reaching Rescue		
2. Throwing Rescue		
3. Swimming Rescues with Floatation Devices		
Panicked Diver at the Surface		
1. Approach: Circle around and Inflate Victims BCD		
2. Approach: Submerched approach at knee level, turn victim, Surface and inflate victims BCD		
3. Evade: Swim Backwards, Use Foot to Push Away		
4. Control: Grasp Wrist, Pull and Turn Victim		
5. Escape: Submerge, Push Up and Away		
Unconscious Diver at the Surface		
1. Rolling a Face-Down Victim		
Approached from Side		
Approached from the Head		
2. Rescue Breathing		
Establish Victims Bouyancy		
DO-Si-Do Technique		
Chin-Carry Mask		
Use of Pocket Mask		
3. Removal of Victims Gear		
4. Removal of Rescuers Gear		

		
Distressed Diver Underwater		
1. Approach		
2. Communicate and Calm the Diver		
3. Assist the Diver to the Surface		
Unconscious Diver Underwater		
1. Approach		
2. Protect Regulator in Victims Mouth (if its still in! If its out let it out!)		
3. Surface the Victim		
Removing a Diver from the Water		
1. At Shore (dependent on training site)		
Backpack Carry		
Two Person Carry		
2. Onto a Boat (dependent on training site)		
Unconscious Person Lift		
Roul-Up Net		
Spine Board and / or Flotation Litter		
Dive Accident Management		
1. Primary Surgery		
CPR for non-breathing victim		
Use of barriers		
2. Secondary Surgery		
Injury assessment for a breathing victim		
3. Five-Minute Field Neurological Exam		
DCI evaluation for a responsive victim		
4. On-Site Oxygen Therapy		
Oxygen administration for a breathing diver		
Supplemental oxygen with rescue breathing		
Missing Diver		
1. Gather Information		
Determine Last Point		
Additional Details from Buddy		
2. Team Assignments		
Team Leader / On-Shore Coordinator		
Call for Assistance		
Record Keeping		
In-Water Search Team		

	<input checked="" type="checkbox"/>	<input type="checkbox"/>
3. Define the Search Area		
Start Point		
Stop Point		
4. Search Patterns		
Circular Search		
Sweep Search		
Other Methods (dependent upon training site)		
Final Combine Exercise		
Simulated Emergency, as defined by Instructor		
Response by Students (without intervention by Instructor)		
Review and Critique, by Instructor and all Participants		
NOTES:		



“I verify that I have completed all of the Performance Requirements for the Rescue Diver Course. I realize that there is more to learn about boat diving. I also agree to abide by Standard Safe Diving Practices.”

STUDENT NAME _____ SIGNATURE _____ Date: _____

Instructor Statement

“I verify that this student has satisfactorily completed the Knowledge Review and Performance Requirements (as described in Instructor Guide) for this Diving Course. I am a renewed, Teaching status PADI, SDI Instructor for the current year.”

Instructor Name _____

Instructor Signature _____

PADI, SDI No. _____ Dive Completion Date _____